

KSi201

2000kg

Heavy-duty

Double-deck

Stacker




- Heavy duty Li-Ion battery double stacker for long distance applications
- Double lifting allows to move 2 pallets at the time and to easily drive on ramps and uneven floor
- Great ergonomic design with height-adjustable tiller, suspended operator's platform and padded backrest
- High travelling speed and gradeability
- Powerful AC vertical traction motor
- Automatic speed reduction on turns
- Fast charging trough integrated charger

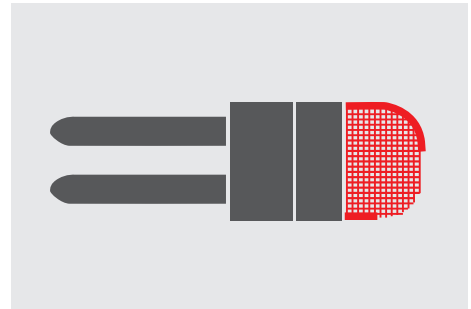


Manufacturer			EP
Model designation			KSi201
Drive			Electric
Load capacity	Q	kg	2000
Load center distance	c	mm	600
Service weight		kg	920
Lift height	h3	mm	1600
Height, mast extended	h4	mm	2112
Initial lift	h5	mm	120
Length to face of forks	l2	mm	1306
Overall width	b1/b2	mm	734
Fork dimensions	s/e/l	mm	55/185/1150
Turning radius	Wa	mm	2236
Max. gradeability, laden/unladen		%	8/16
Travel speed, laden/unladen		km/h	8.5/10
Lifting speed, laden/unladen		m/s	0.18/0.23
Lowering speed, laden/unladen		m/s	0.36/0.18
Battery voltage/nominal capacity		V/Ah	24/205

FEATURE

■ Ergonomic design for comfortable operation

For high-traffic workplaces, KSi201 creates a secure and comfortable compartment for the operator. The truck comes with a protective steel shell to prevent the operator from collisions. With ergonomics in mind, KSi201 makes operation comfort a priority with its adjustable tiller head, the handrail, the backrest and the vibration-free platform.




■ Lithium technology with productivity improved

KSi201 twins a maintenance-free 24V/205Ah Li-ion battery with a 24V/30A integrated charger as standard to maximize uptime thanks to opportunity and flexible charging. 24V/100A external charger is available as an option and delivers 2-hour fast charging to increase efficiency.



■ Compact size delivering maneuverability

KSi201 demonstrates a compact size resulting in a tight turning radius, making the truck perfect for handling tasks in narrow aisles.



■ Market-proven components with durability

KSi201 totally inherits the design philosophy of KPL201 with market-proven parts, mature drive unit and speed up to 10km/h and operators benefit from the truck in terms of productivity, control and durability. Plus, this helps dealers to achieve better parts stock management and reduce parts inventory.

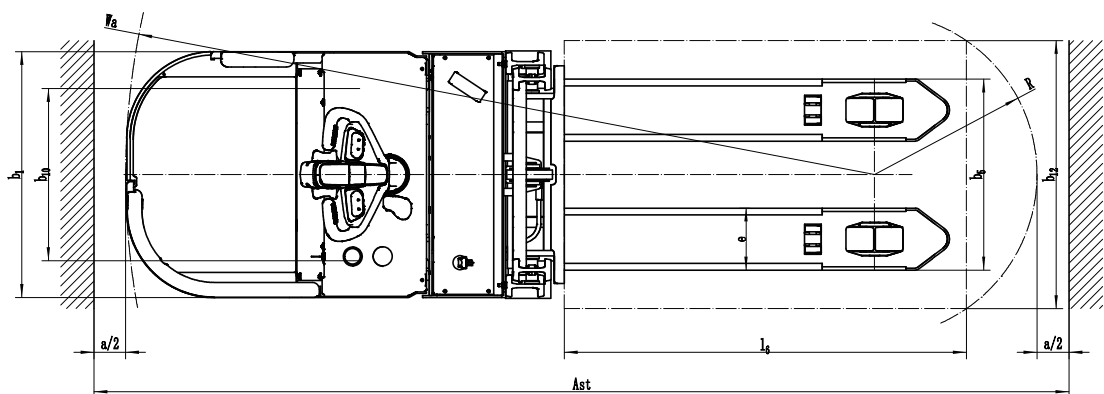
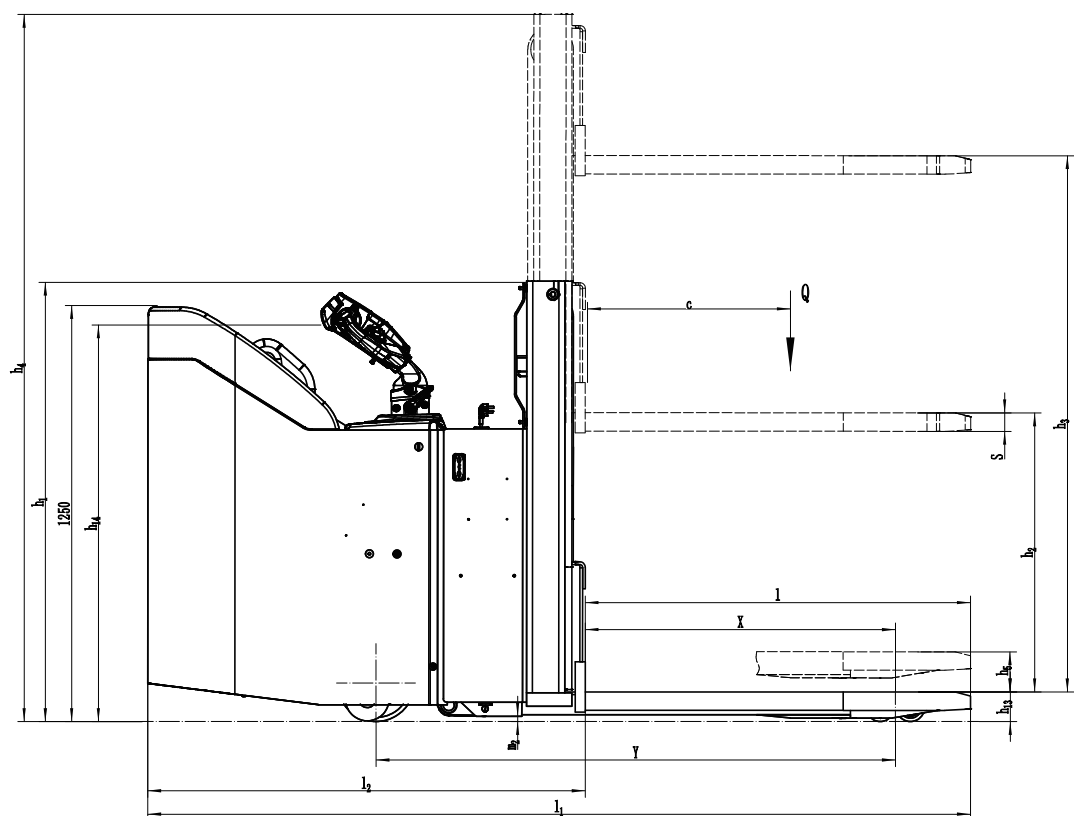


Li-ion Ride-on Double-deck Stacker 2.0T

KSİ201

Distinguishing mark	1.1	Manufacturer			EP
	1.2	Model designation			KSİ201
	1.3	Drive			Electric
	1.4	Operator type			Standing
	1.5	Load capacity	Q	kg	2000
	1.5.1	Load capacity, load with mast lift	Q	kg	1000
	1.5.2	Load capacity, load with support arm lift	Q	kg	2000
	1.6	Load center distance	c	mm	600
	1.8	Load distance, centre of drive axle to fork	x	mm	926
	1.9	Wheelbase	y	mm	1550
Service weight	2.1	Service weight		kg	920
	2.2	Axle loading, laden front/rear		kg	990/1930
	2.3	Axle loading, unladen front/rear		kg	680/240
Tyres/chassis	3.1	Tyre type			Polyurethane
	3.2.1	Tyre size, front		mm	230x75
	3.3.1	Tyre size, rear		mm	85x70
	3.4	Additional wheels (castor wheels)		mm	130x55
	3.5	Wheels, number front/rear (x=drive wheels)		mm	1x,2/4
	3.6.1	Tread width, front	b10	mm	514
	3.7.1	Tread width, rear	b11	mm	385
Dimensions	4.0	Max. Lift Height	H	mm	—
	4.2	Retracted mast height	h1	mm	1316
	4.3	Free lift	h2	mm	100
	4.4	Lift height	h3	mm	1600
	4.5	Height, mast extended	h4	mm	2112
	4.6	Initial lift	h5	mm	120
	4.9	Height of tiller handle in drive position min./max.	h14	mm	1190/1290
	4.10	Height of wheel arms	h8	mm	—
	4.15	Lowered height	h13	mm	92
	4.19	Overall length	l1	mm	2456
	4.20	Length to face of forks	l2	mm	1306
	4.21	Overall width	b1/b2	mm	734
	4.22	Fork dimensions	s/e/l	mm	55x185x1150
	4.24	Fork carriage width	b3	mm	—
	4.25	Distance between fork-arms	b5	mm	570
	4.26	Distance between wheel arms/loading surfaces	b4	mm	—
	4.31	Ground clearance, laden, below mast	m1	mm	16
	4.32	Ground clearance, center of wheelbase	m2	mm	16
	4.34.1	Aisle width for pallets 1000x1200 crossways	Ast	mm	3026
	4.34.2	Aisle width for pallets 800x1200 crossways	Ast	mm	2920
Performance data	4.35	Turning radius	Wa	mm	2236
	5.1	Travel speed, laden/unladen		km/h	8.5/10
	5.2	Lifting speed, laden/unladen		m/s	0.18/0.23
	5.3	Lowering speed, laden/unladen		m/s	0.36/0.18
	5.8	Max. gradeability, laden/unladen		%	8/16
Electric-engine	5.10	Service brake			Electromagnetic
	6.1	Drive motor rating S2 60 min		kW	2.5
	6.2	Lift motor rating at S3 15%		kW	3
	6.4	Battery voltage/nominal capacity		V/Ah	24/205
	6.5	Battery weight		kg	70
Addition data	8.1	Type of drive control			AC
	10.5	Steering design			Electronic
	10.7	Sound pressure level at the driver's ear		dB(A)	74

If there are improvements of technical parameters or configurations, no further notice will be given.
The diagram shown may contain non-standard configurations.



Option

Mast types	Lift height (h3)	Height, Mast			Height, Free lift(h2)	
		Height, mast lowered(h1)	Height, mast extended(h4)		No shelving	With shelving
			No shelving	With shelving		
	mm	mm	mm	mm	mm	mm
2-Standard Mast	1600	1316	—	2112	—	—
2-Standard Mast	2100	1566	—	2612	—	—

Option

No.	Optional items	KSI201
1.1	Fork dimension	●570*1150○570*1220○685*1150○685*1220
1.3	Fork lowered height	●92
1.4	Fork carriage width	●650mm
2.1	Load wheel type	●Double○Single
2.2	Load wheel material	●PU
2.3	Drive wheel material	●PU○Trace PU○Rubber
2.7	Battery capacity	●205Ah
2.8	Charger	●24V-30A Internal○24V-100A External
2.9	Battery indicator	●With time
3.3	Castor wheels	●Yes and not customized
3.6	Rear lamp	●No○LED
3.12	Hummer	●No○Yes and not customized
4.1	Battery side pull function	●No
4.5	Proportional lift system	●Yes and not customized
4.7	Overhead guard	●No○Yes and not customized
Note: ●Standard ○ Optional - Inconformity		



tramag
intern transport

☎ +31(0)172 42 42 20

✉ info@tramag.nl

🌐 www.tramag.nl

📍 Harsweg 21
2461 EZ Ter Aar