



# EFL252

## Electric Counterbalance Forklift Truck 2.5T **LI-ION** TECHNOLOGY


- Compact size
- High strength components
- Lithium-ion technology
- Telematics
- Low TCO



## FEATURE

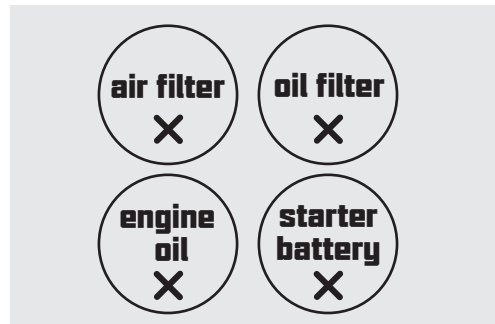
### ■ Lithium-ion technology

EFL252 adapts LFP Li-ion battery that prevents the battery from self-ignition and ensures safety operation. It supports opportunity charging so it can be charged at preferable time during the day without disrupting working schedules.



### ■ Low TCO

Comparing to a diesel forklift truck, EFL252 saves 30%-50% of energy cost with li-ion technology. And there is no maintenance fee with no air filter, oil filter, engine oil or starter battery installed on the truck.



### ■ Compact size

The overall length of EFL252 is 3573 mm that is 5% more compacted in size than a regular IC forklift to be used in narrow aisle.



### ■ IPX4 rated water-protected design

The EFL252 is IPX4 rated and that protects the trucks from splash of water from different angles. The water-proofed design allows the trucks to be operated outdoors, even in the rain.



### ■ Telematics

EFL252 offers EP's latest Telematics. It provides the following features to facilitate your fleet management:

- Truck location in real-time
- Reports of truck usages and diagnosis
- Li-ion battery condition analytics
- Updates on card access registration

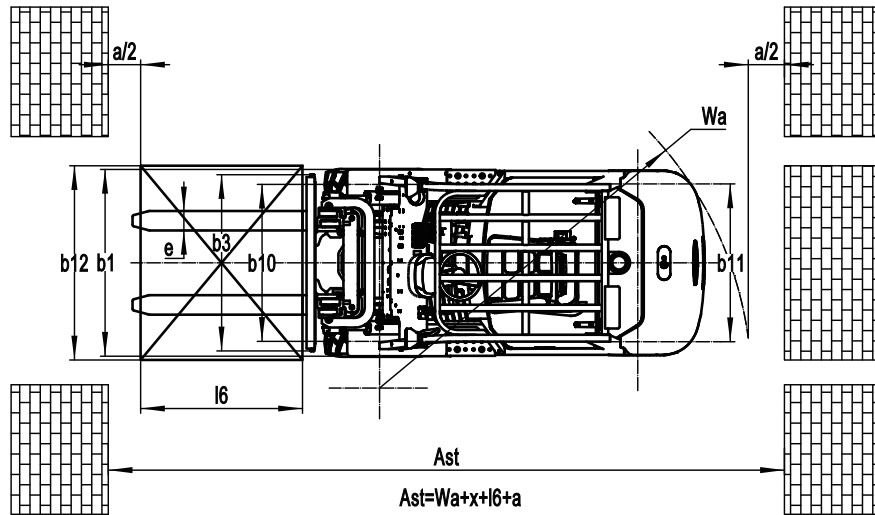
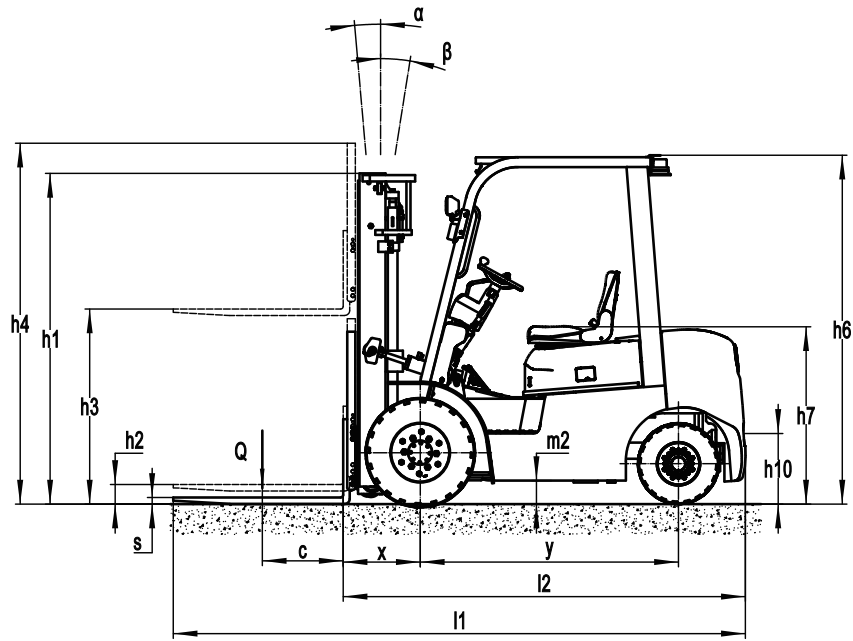


# Electric Counterbalance Forklift Truck 2.5T

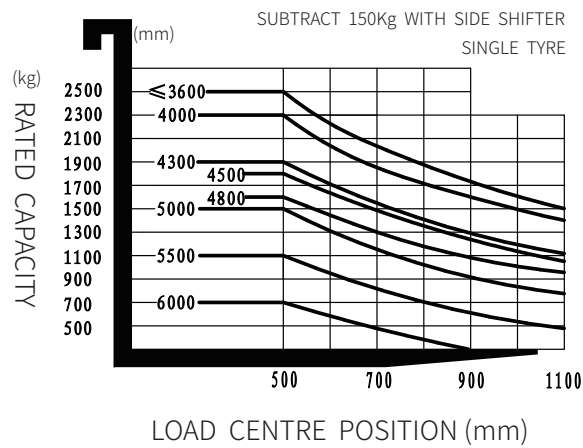
## EFL252

Distinguishing mark	1.1	Manufacturer			EP
	1.2	Model designation			EFL252
	1.3	Drive			Electric
	1.4	Operator type			Seated
	1.5	Load capacity	Q	kg	2500
	1.6	Load center distance	c	mm	500
	1.8	Load distance, centre of drive axle to fork	x	mm	495
	1.9	Wheelbase	y	mm	1595
	Service weight	2.1	Service weight		kg
2.2		Axle loading, laden front/rear		kg	5530/800
2.3		Axle loading, unladen front/rear		kg	1480/2350
Tyres/chassis	3.1	Tyre type			Solid rubber
	3.2	Tyre size, front			7.00-12
	3.3	Tyre size, rear			6.00-9
	3.5	Wheels, number front/rear (x=drive wheels)		mm	2x/2
	3.6	Tread width, front	b10	mm	970
	3.7	Tread width, rear	b11	mm	975
	Dimensions	4.1	Tilt of mast/fork carriage forward/backward	$\alpha/\beta$	°
4.2		Retracted mast height	h1	mm	2060
4.3		Free lift	h2	mm	140
4.4		Lift height	h3	mm	3000
4.5		Height, mast extended	h4	mm	4050
4.7		Height of overhead guard (cabin)	h6	mm	2160
4.8		Seat height/standing height	h7	mm	1095
4.12		Tow coupling height	h10	mm	435
4.19		Overall length	l1	mm	3573
4.20		Length to face of forks	l2	mm	2503
4.21		Overall width	b1/b2	mm	1154
4.22		Fork dimensions	s/e/l	mm	40x125x1070
4.23		A,B Fork carriage class/type A, B			2A
4.24		Fork carriage width	b3	mm	1090
4.31		Ground clearance, laden, below mast	m1	mm	100
4.32		Ground clearance, center of wheelbase	m2	mm	150
4.34.1		Aisle width for pallets 1000x1200 crossways	Ast	mm	3985
4.34.2		Aisle width for pallets 800x1200 crossways	Ast	mm	4195
4.35		Turning radius	Wa	mm	2290
Performance data	5.1	Travel speed, laden/unladen		km/h	11/12
	5.2	Lifting speed, laden/unladen		m/s	0.28/0.37
	5.3	Lowering speed, laden/unladen		m/s	0.45/0.5
	5.5	Drawbar pull, laden/unladen		N	—
	5.6	Max. drawbar pull, laden/unladen		N	—
	5.8	Max. gradeability, laden/unladen		%	15/15
	5.10	Service brake			Hydraulic
5.11	Parking brake			Mechanical	
Electric-engine	6.1	Drive motor rating S2 60 min		kW	10
	6.2	Lift motor rating at S3 15%		kW	12
	6.4	Battery voltage/nominal capacity		V/Ah	80/205
	6.5	Battery weight		kg	—
Addition data	8.1	Type of drive control			AC
	10.5	Steering design			Hydraulic
	10.7	Sound pressure level at the driver's ear		dB(A)	< 74

If there are improvements of technical parameters or configurations, no further notice will be given.  
The diagram shown may contain non-standard configurations.



### RATED CAPACITIES



# Option

No.	Optional items	EFL252
1	Fork length	●1070○customization consultation
2	Attachments	●NA○integrated side shifter○external side shifter ○customization consultation
3	Overhead guard	●normal overhead guard ○customization consultation
4	Front wheel configuration	●single○dual
5	Tyre type	●Solid rubber tyre ○Environmental solid tyre
6	Front light	●Front light○LED front light
7	Auxiliary light	●NA○Back light
8	Safety components	●NA○Fire extinguisher○blue light
9	Seat	●normal seat○suspension seat
10	Cockpit	●NA○Cockpit○With fan heater○With front windshield wiper○With rear windshield wiper
11	Rearview	●single○dual
12	Air fan	●NA○single
13	Charging	●○80V65A○80V130A○80V200A○80V35A (integrated) ○80V60A (integrated)
14	Li-Ion battery	●80V205AH○80V280AH○80V410AH

Note: ● standard ○ option — NA

# Mast Option

Mast types	Lift height (h3)	Height, Mast			Height, Free lift(h2)	
		Height, mast lowered(h1)	Height, mast extended(h4)		No shelving	With shelving
	mm		mm	No shelving		
2-Standard Mast	3000	2075	3565	4025	140	140
	3300	2225	3865	4325	140	140
	3500	2325	4065	4525	140	140
	3600	2375	4165	4625	140	140
	4000	2625	4565	5025	140	140
	4500	2875	5065	5525	140	140
2-Free Mast	3000	2035	3565	4025	1470	1000
	3300	2185	3865	4325	1620	1150
	3600	2335	4165	4625	1770	1300
3-Free Mast	4300	2035	4865	5325	1470	1000
	4500	2115	5065	5525	1550	1080
	4800	2220	5365	5825	1655	1185
	5000	2305	5565	6025	1740	1270
	5500	2555	6065	6525	1990	1520
	6000	2805	6565	7025	2240	1770




# tramag

intern transport

 +31(0)172 42 42 20

 [info@tramag.nl](mailto:info@tramag.nl)

 [www.tramag.nl](http://www.tramag.nl)

 Harsweg 21  
2461 EZ Ter Aar