



CPD30/35L1S

Electric Counterbalance Forklift Truck 3.0/3.5T **LI-ION** TECHNOLOGY

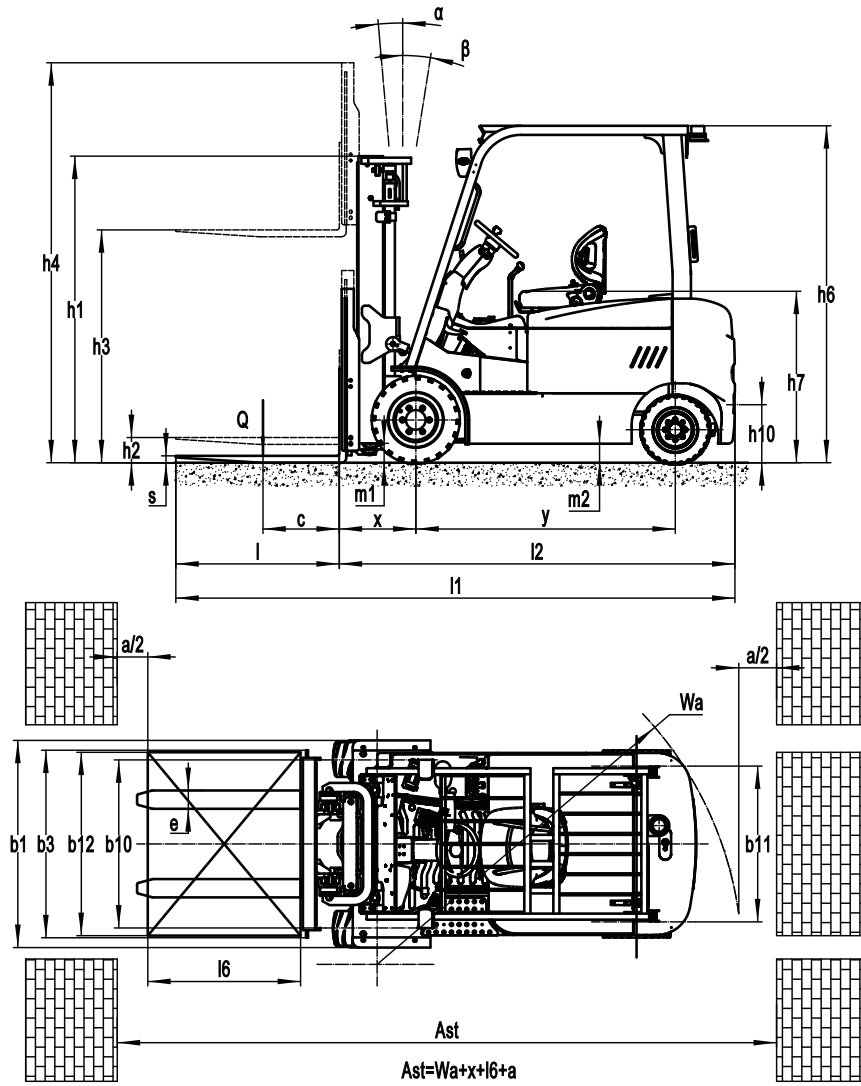
- High efficiency with high performance;
- IPX4 Rated, Suitable for Outdoor Usage;
- Standard Lithium battery, fast charging and convenient using;
- High comfort for operation with larger cab;



Electric Counterbalance Forklift Truck 3.0/3.5T CPD30/35L1S

Distinguishing mark	1.1	Manufacturer			EP	EP
	1.2	Model designation			CPD30L1S	CPD35L1S
	1.3	Drive			Electric	Electric
	1.4	Operator type			Seated	Seated
	1.5	Load capacity	Q	kg	3000	3500
	1.6	Load center distance	c	mm	500	500
	1.8	Load distance, centre of drive axle to fork	x	mm	500	500
	1.9	Wheelbase	y	mm	1698	1698
	Service weight	2.1	Service weight		kg	4830
2.2		Axle loading, laden front/rear		kg	6840/990	7640/1010
2.3		Axle loading, unladen front/rear		kg	2065/2765	2075/3075
Tyres/chassis	3.1	Tyre type			Solid rubber	Solid rubber
	3.2	Tyre size, front			23X10-12	23X10-12
	3.3	Tyre size, rear			200/50-10	200/50-10
	3.5	Wheels, number front/rear (x=drive wheels)		mm	2x/2	2x/2
	3.6	Tread width, front	b10	mm	1085	1085
	3.7	Tread width, rear	b11	mm	1020	1020
Dimensions	4.1	Tilt of mast/fork carriage forward/backward	α/β	°	5/9	5/9
	4.2	Retracted mast height	h1	mm	2060	2060
	4.3	Free lift	h2	mm	140	140
	4.4	Lift height	h3	mm	3000	3000
	4.5	Height, mast extended	h4	mm	4095	4095
	4.7	Height of overhead guard (cabin)	h6	mm	2210	2210
	4.8	Seat height/standing height	h7	mm	1120	1120
	4.12	Tow coupling height	h10	mm	380	380
	4.19	Overall length	l1	mm	3640	3660
	4.20	Length to face of forks	l2	mm	2570	2590
	4.21	Overall width	b1/b2	mm	1298	1356
	4.22	Fork dimensions	s/e/l	mm	45x125x1070	50x125x1070
	4.23	A,B Fork carriage class/type A, B			3A	3A
	4.24	Fork carriage width	b3	mm	1228	1228
	4.31	Ground clearance, laden, below mast	m1	mm	130	130
	4.32	Ground clearance, center of wheelbase	m2	mm	125	125
	4.34.1	Aisle width for pallets 1000x1200 crossways	Ast	mm	4090	4100
	4.34.2	Aisle width for pallets 800x1200 crossways	Ast	mm	4290	4300
	4.35	Turning radius	Wa	mm	2390	2400
Performance data	5.1	Travel speed, laden/unladen		km/h	15/16	15/16
	5.2	Lifting speed, laden/unladen		m/s	0.4/0.45	0.4/0.45
	5.3	Lowering speed, laden/unladen		m/s	0.44/0.48	0.44/0.48
	5.5	Drawbar pull, laden/unladen		N	—	—
	5.6	Max. drawbar pull, laden/unladen		N	—	17800
	5.8	Max. gradeability, laden/unladen		%	16/20	16/20
	5.10	Service brake			Hydraulic	Hydraulic
	5.11	Parking brake			Mechanical	Mechanical
Electric-engine	6.1	Drive motor rating S2 60 min		kW	16.6	16.6
	6.2	Lift motor rating at S3 15%		kW	24	24
	6.4	Battery voltage/nominal capacity		V/Ah	80/540	80/540
	6.5	Battery weight		kg	420	420
Addition data	8.1	Type of drive control			AC	AC
	10.5	Steering design			Hydraulic	Hydraulic
	10.7	Sound pressure level at the driver's ear		dB(A)	70	70

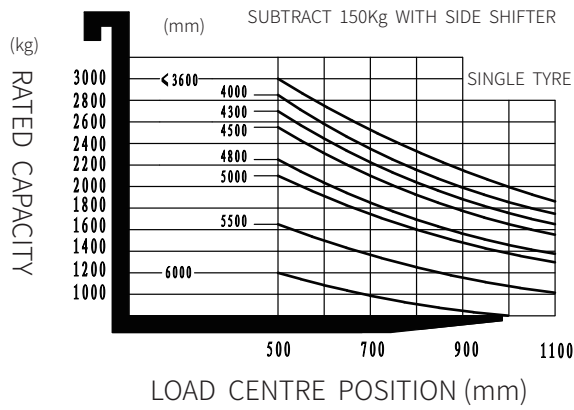
If there are improvements of technical parameters or configurations, no further notice will be given.
The diagram shown may contain non-standard configurations.



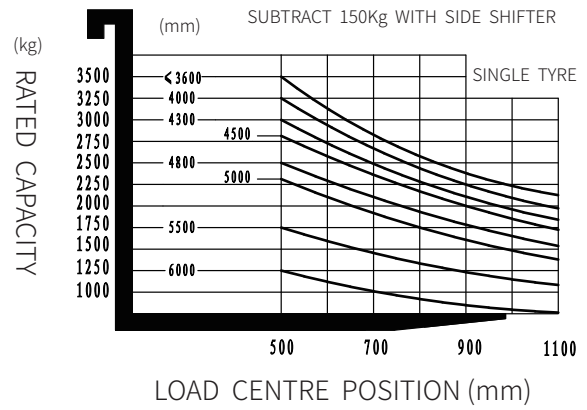
Mast Option

Mast types	Lift height (h3)	Height, Mast			Height, Free lift(h2)	
		Height, mast lowered(h1)	Height, mast extended(h4)		No shelving	With shelving
			No shelving	With shelving		
	mm	mm	mm	mm	mm	mm
2-Standard Mast	2700	1910	3405	3795	140	140
	3000	2060	3705	4095	140	140
	3300	2210	4005	4395	140	140
	3600	2360	4305	4695	140	140
	4000	2610	4705	5095	140	140
	4500	2860	5205	5595	140	140
2-Free Mast	2700	1890	3415	3795	1175	795
	3000	2040	3715	4095	1325	945
	3300	2190	4015	4395	1475	1095
	3600	2340	4315	4695	1625	1245
3-Free Mast	4300	2040	5005	5395	1335	945
	4500	2120	5205	5595	1415	1025
	4800	2225	5505	5895	1520	1130
	5000	2310	5705	6095	1605	1215
	5500	2560	6205	6595	1855	1465
	6000	2810	6705	7095	2105	1715

RATED CAPACITIES AND LOAD CENTERES GRAPH



RATED CAPACITIES AND LOAD CENTERES GRAPH



Option

No.	Optional items	CPD30/35L1S
3	Fork length	○
6	Folding fork	○
7	Weighting system with fork	○
12	Solid rubber tire	●
13	Environmental solid tire	○
15	cold storage	—
19	Battery capacity	○
20	Lateral change battery	—
21	Import battery	—
22	Water auto-filling system	—
30	Side shift	○
37	Overhead guard	○
39	Mast options	○
40	Attachments	○
41	Proportional valve	—
42	Front light	●
43	Back light	○
46	Warning light	●
48	Fire extinguisher	○
49	Seat	○
50	Seat switch	○
51	With fan heater	○
52	With front windshield wiper	○
53	With rear windshield wiper	○
54	Cockpit	○
55	Doulbe front wheel	—
56	Rearview	●
57	OPS system	○
58	Backrest width	○
59	Side to pull the car	—
60	Air fan	○
61	Charging voltage	○
62	Drive-in Rack	○

Note: ● standard ○ option — NA




tramag

intern transport

 +31(0)172 42 42 20

 info@tramag.nl

 www.tramag.nl

 Harsweg 21
2461 EZ Ter Aar