



# CPD18/20FVL

## 1800/2000kg

### 4-Wheel Dual-drive Counterbalance Forklift



- Compact 4 wheels truck designed around 80V Li-Ion battery
- Powerful dual drive AC traction motors
- Compact size and small turning radius
- Great ergonomic design with adjustable steering wheel and comfortable bucket seat
- 80V Li-Ion battery grant efficiency, long autonomy and occasional charge
- Single phase integrated charger with 16A plug

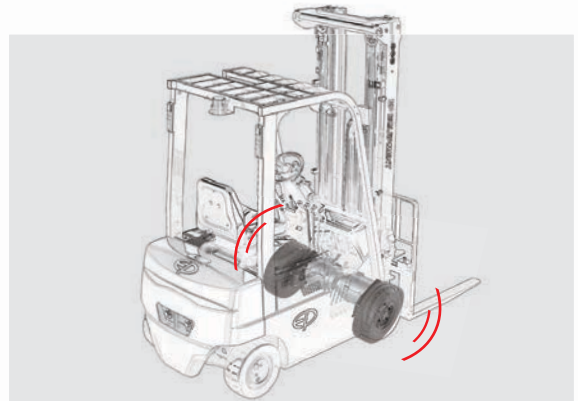


Manufacturer			EP	EP
Model designation			CPD18FVL	CPD20FVL
Drive			Electric	Electric
Load capacity	Q	kg	1800	2000
Load center distance	c	mm	500	500
Service weight		kg	3160	3270
Retracted mast height	h1	mm	2075	2075
Lift height	h3	mm	3000	3000
Height, mast extended	h4	mm	4055	4055
Length to face of forks	l2	mm	2100	2150
Overall width	b1/b2	mm	1070	1170
Fork dimensions	s/e/l	mm	40/100/920	40/122/1070
Turning radius	Wa	mm	1680	1730
Travel speed, laden/unladen		km/h	13/14	13/14
Lifting speed, laden/unladen		m/s	0.33/0.45	0.33/0.45
Lowering speed, laden/unladen		m/s	0.4/0.44	0.4/0.44
Max. gradeability, laden/unladen		%	10/15	10/15
Drive motor rating S2 60 min		kW	5.0x2	5.0x2
Battery voltage/nominal capacity		V/Ah	80/205	80/205

## FEATURE

### ■ Dual drive motors for powerful performance

The FVL series is equipped with 80V 2\*5.0kW dual drive motors and able to accelerate super fast, which contributes strong drive power to facilitate a productive operational environment.




### ■ Lithium technology with integrated charger

The FVL series is fully designed around the advantages of lithium technology, equipped with 80V/205Ah Li-ion battery and 80V/35A integrated charger as standard. It fits in multiple-shift operation thanks to opportunity charging and the absolutely maintenance free battery.



### ■ Compact size for maneuvering with ease

The compact FVL series features a small turning radius, 1680mm of the CPD18FVL and 1730 mm of the CPD20FVL, and allows for great maneuverability in confined space.



### ■ Enhanced mast with optimal visibility and stability

The FVL series adopts the same high-strengthened mast as CPD20L2, offering the best all-around visibility and great stability with less wobbling even when fully loaded.

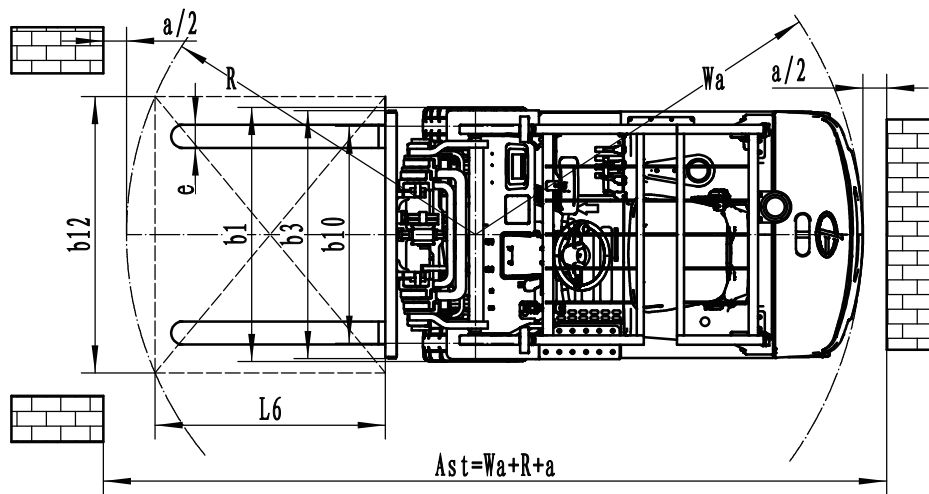
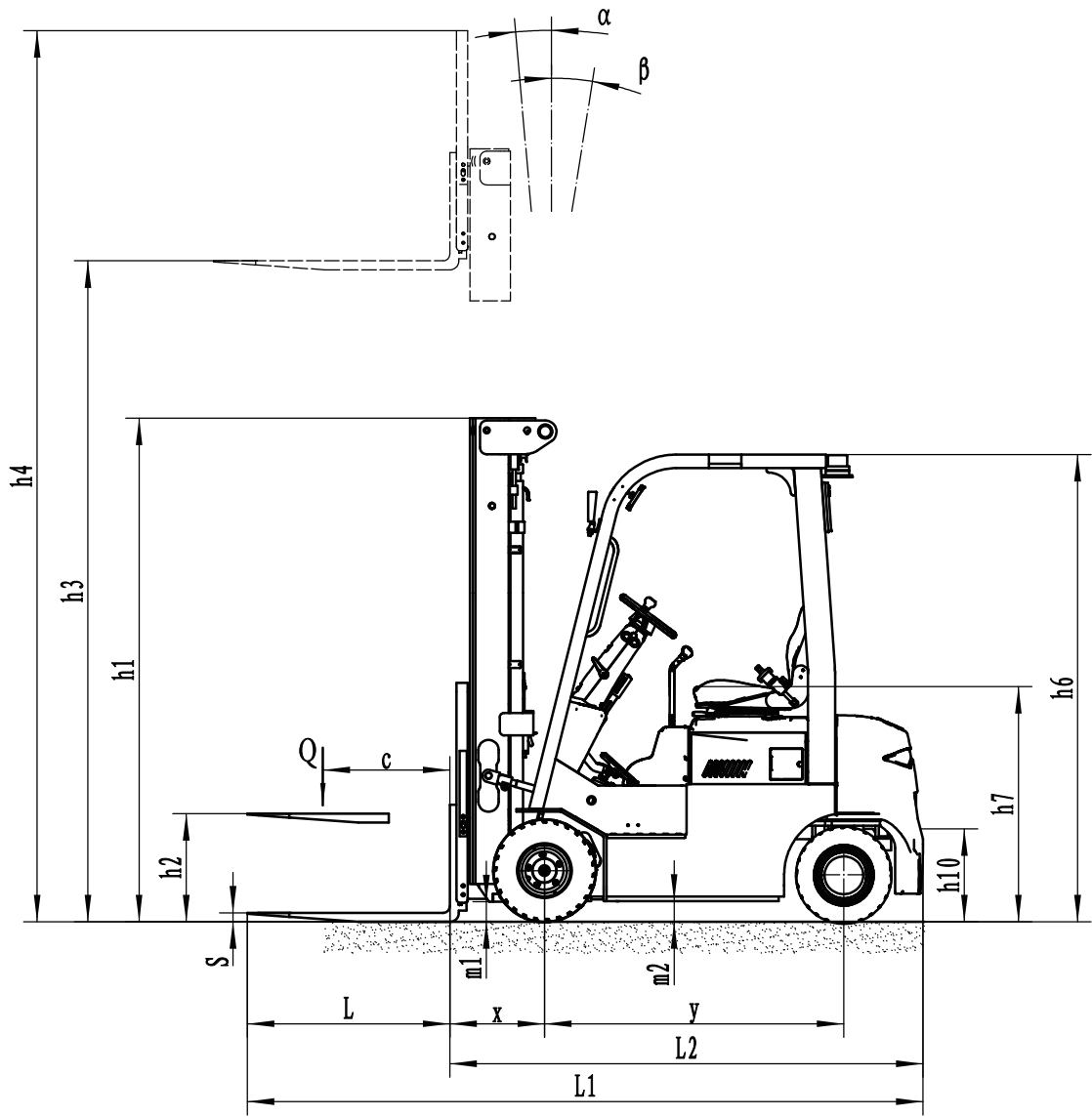


# Li-ion 4-wheel dual drive counterbalance forklift 1.8/2.0T

## CPD18/20FVL

Distinguishing mark	1.1	Manufacturer			EP	EP
	1.2	Model designation			CPD18FVL	CPD20FVL
	1.3	Drive			Electric	Electric
	1.4	Operator type			Seated	Seated
	1.5	Load capacity	Q	kg	1800	2000
	1.6	Load center distance	c	mm	500	500
	1.8	Load distance, centre of drive axle to fork	x	mm	420	420
	1.9	Wheelbase	y	mm	1330	1330
	Service weight	2.1	Service weight			3160
2.2		Axle loading, laden front/rear		kg	4319/641	4646/624
2.3		Axle loading, unladen front/rear		kg	1272/1888	1260/2010
Tyres/chassis	3.1	Tyre type			Solidrubber	Solidrubber
	3.2	Tyre size, front			18X7-8	200/50-10
	3.3	Tyre size, rear			16X6-8	16X6-8
	3.5	Wheels, number front/rear (x=drive wheels)		mm	2X2	2X2
	3.6	Tread width, front	b <sub>10</sub>	mm	943	969
	3.7	Tread width, rear	b <sub>11</sub>	mm	890	890
	Dimensions	4.1	Tilt of mast/fork carriage forward/backward	α/β	°	6/6
4.2		Retracted mast height	h <sub>1</sub>	mm	2075	2075
4.3		Free lift	h <sub>2</sub>	mm	100	100
4.4		Lift height	h <sub>3</sub>	mm	3000	3000
4.5		Height, mast extended	h <sub>4</sub>	mm	4055	4055
4.7		Height of overhead guard (cabin)	h <sub>6</sub>	mm	2078	2078
4.8		Seat height/standing height	h <sub>7</sub>	mm	1050	1050
4.12		Tow coupling height	h <sub>10</sub>	mm	600	600
4.19		Overall length	l <sub>1</sub>	mm	3020	3070
4.20		Length to face of forks	l <sub>2</sub>	mm	2100	2150
4.21		Overall width	b <sub>1</sub> /b <sub>2</sub>	mm	1070	1170
4.22		Fork dimensions	s x e x l	mm	100X40X920	122X40X1070
4.23		A,B Fork carriage class/type A, B			2A	2A
4.24		Fork carriage width	b <sub>3</sub>	mm	1040	1040
4.31		Ground clearance, laden, below mast	m <sub>1</sub>	mm	89	89
4.32		Ground clearance, center of wheelbase	m <sub>2</sub>	mm	92	92
4.34.1		Aisle width for pallets 1000x1200 crossways	A <sub>st</sub>	mm	3422	3472
4.34.2		Aisle width for pallets 800x1200 lengthways	A <sub>st</sub>	mm	3548	3598
4.35		Turning radius	W <sub>a</sub>	mm	1680	1730
Performance data		5.1	Travel speed, laden/unladen		km/h	13/14
	5.2	Lifting speed, laden/unladen		m/s	0.33/0.45	0.33/0.45
	5.3	Lowering speed, laden/unladen		m/s	0.4/0.44	0.4/0.44
	5.5	Drawbar pull, laden/unladen		N	—	—
	5.6	Max. drawbar pull, laden/unladen		N	—	—
	5.8	Max. gradeability, laden/unladen		%	10/15	10/15
	5.10	Service brake			Hydraulic	Hydraulic
	5.11	Parking brake			Mechanical	Mechanical
Electric-engine	6.1	Drive motor rating S2 60 min		kW	5.0X2	5.0X2
	6.2	Lift motor rating at S3 15%		kW	11	11
	6.4	Battery voltage/nominal capacity		V/Ah	80V/205Ah	80V/205Ah
	6.5	Battery weight		kg	185	185
	6.6	Energy consumption according to DIN EN 16796		kWh/h	—	6.85 <sup>1)</sup>
	6.7	Turnover output according to VDI 2198		t/h	—	132
	6.8	Turnover efficiency according to VDI 2198		t/kWh	—	18.03
	Drive/lift mechanism	8.1	Type of drive control			AC
10.5		Steering design			Hydraulic	Hydraulic
Additional data	10.7	Sound pressure level at the driver's ear		dB(A)	70	79
	15.1	Charger output current		A	35	35

If there are improvements of technical parameters or configurations, no further notice will be given.  
The diagram shown may contain non-standard configurations.



# Mast Option

Mast types	Lift height (h3)	Height, Mast			Height, Free lift(h2)	
		Height, mast lowered(h1)	Height, mast extended(h4)		No backrest	With backrest
	No backrest		With backrest	mm		
2-Standard Mast	3000	2075	3740	4055	100	100
	3600	2375	4340	4655	100	100
	4000	2625	4740	5055	100	100
3-Free Mast	4500	2140	5240	5555	1430	1115
	4800	2240	5540	5855	1530	1215
	5000	2305	5740	6055	1595	1280
	5500	2475	6240	6555	1765	1450
	6000	2690	6740	7055	1980	1665

# Option

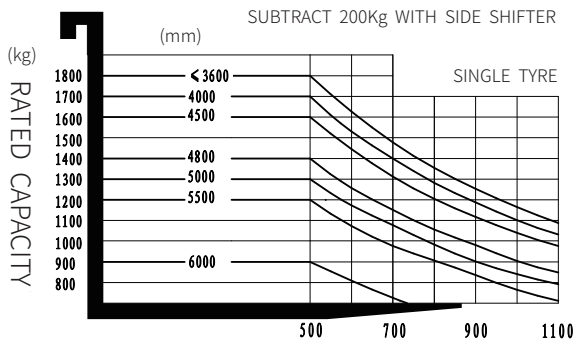
No.	Optional items	CPD18FVL
1.1	Fork dimension	●100*40*920○100*40*1070○100*40*1100○100*40*1150○100*40*1220 ○100*40*1370○100*40*1520○100*40*1800
1.4	Fork carriage width	●1040mm○Yes and can be customized
1.5	Fork carriage height	●1067mm (42in) ○1220mm (48in) ○1520mm (60in) ○Yes and can be customized
2.5	Front wheel material	●Solid○Non-marking solid
2.6	Rear wheel material	●Solid○Non-marking solid
2.7	Battery capacity	●205Ah
2.8	Charger	●80V-35A single-phase integrated ○80V-60A 3-phase integrated ○80V-35A single-phase external ○80V-65A 3-phase external ○80V-130A 3-phase external
2.9	Battery indicator	●With time
2.10	Seat type	●Premium○Suspension○Suspension+seatbelt logic switch
2.11	Attachments	●No○Built-in sideshifter○External shifter○Fork positioner
2.13	Traction pin	●Yes
2.14	Electrostatic chain	●Yes
3.5	Front lamp	●LED
3.6	Rear lamp	●No○LED
3.7	Warning lamp	●Yes
3.8	Steering lamp	●Yes
3.9	Blue lamp	●No○2 front○1 rear○2 front +1 rear
3.10	Area warning lamp	●No○1 left + 1 right (Red)
3.11	Rearview mirror	●1 in the middle○Add 1 rearview mirror on both sides
3.12	Buzzer	●Yes
3.17	OPS system	●Yes
3.23	Telematics	●No○Yes and not customized
4.3	Cabin	●No○Basic semi-enclosed cabin○Upgrade semi-enclosed cabin○Full cabin
4.9	Heater	●No○Yes and not customized

Note: ●Standard ○ Optional - Inconformity

No.	Optional items	CPD20FVL
1.1	Fork dimension	○122*40*920●122*40*1070○122*40*1150○122*40*1220○122*40*1370 ○122*40*1500○122*40*1600○122*40*1700○122*40*1820○122*40*1900 ○122*40*2000○122*40*2200
1.4	Fork carriage width	●1040mm○Yes and can be customized
1.5	Fork carriage height	●1067mm (42in) ○1220mm (48in) ○1520mm (60in) ○Yes and can be customized
2.5	Front wheel material	●Solid○ Non-marking solid
2.6	Rear wheel material	●Solid○ Non-marking solid
2.7	Battery capacity	●205Ah
2.8	Charger	●80V-35A single-phase integrated ○80V-60A 3-phase integrated ○80V-35A single-phase external ○80V-65A 3-phase external ○80V-130A 3-phase external
2.9	Battery indicator	●With time
2.10	Seat type	●Premium○Suspension○Suspension+seatbelt logic switch
2.11	Attachments	●No○Built-in sideshifter○External shifter○Fork positioner
2.13	Traction pin	●Yes
2.14	Electrostatic chain	●Yes
3.5	Front lamp	●LED
3.6	Rear lamp	●No○LED
3.7	Warning lamp	●Yes
3.8	Steering lamp	●Yes
3.9	Blue lamp	●No○2 front○1 rear○2 front +1 rear
3.10	Area warning lamp	●No○1 left + 1 right (Red)
3.11	Rearview mirror	●1 in the middle○Add 1 rearview mirror on both sides
3.12	Buzzer	●Yes
3.17	OPS system	●Yes
3.23	Telematics	●No○Yes and not customized
4.3	Cabin	●No○Basic semi-enclosed cabin○Upgrade semi-enclosed cabin○Full cabin
4.9	Heater	●No○Yes and not customized

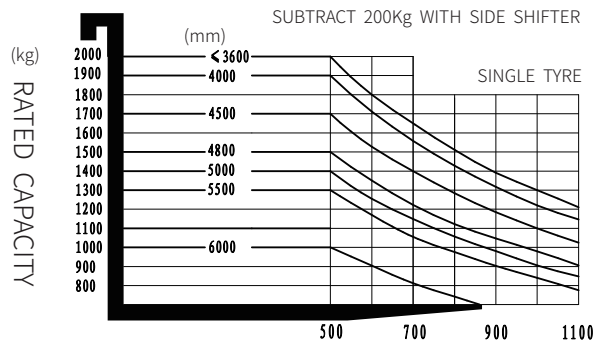
Note: ●Standard ○ Optional - Inconformity

**RATED CAPACITIES AND LOAD CENTERS GRAPH**



CPD18FVL LOAD CENTRE POSITION (mm)

**RATED CAPACITIES AND LOAD CENTERS GRAPH**



CPD20FVL LOAD CENTRE POSITION (mm)




# tramag

intern transport

 +31 (0)172 42 42 20

 [info@tramag.nl](mailto:info@tramag.nl)

 [www.tramag.nl](http://www.tramag.nl)

 Harsweg 21  
2461 EZ Ter Aar